




Strings Activities

May 26 - May 29



Practice & Play

Warm Up: D Major Scale Play through the D-Major Scale using the "Marshmallow" rhythm. Before playing, clap as you say "MARSH MAL-LOW"

			
d dd	e ee	f# f#f#	g gg

			
A AA	B BB	C# C#C#	D DD

Ode to Joy (Lines 3 and 4) This week, we are continuing to work on Ode to Joy by practicing lines 3 & 4. Lines 1 & 2 are below to review! 😊

Line 1	f# f# g A	A g f# e	d d e f#	f# - e -
Line 2	f# f# g A	A g f# e	d d e f#	e - dd -
Line 3	e e f# d	e f#g f# d	e f#g f# e	d e A -
Line 4	f# f# g A	A g f# e	d d e f#	e - dd -

★ Tips on how to practice this:

1. Say or sing the names of the notes one measure at a time.
2. Pluck through slowly, making sure each note is clear and rings.
3. When you can pluck through the notes without any mistakes, try adding your bow!

Strings Activities

May 26 - May 29

Watch & Explore

Each year, the National Symphony Orchestra performs a concert for students of all ages. This year, the theme is "Reach for the Moon" to celebrate John F. Kennedy's vision for putting astronauts on the moon as made famous in his speech on May 25, 1961.

> Click the link below to learn about his vision! You will also learn about musical composers and how they turn their visions about how space may sound into music

 Gustav Holst - The Planets

 John Ireland - Epic March

 John Williams - Star Wars

[Kennedy Center - Reach for the Moon!](#)

> Click the link below to watch the full broadcast of this years' concert:

["Reach for the Moon" | NSO Young People's Concert Celebrating JFK's Vision and Courage](#)